



wi-fi internet hotspot

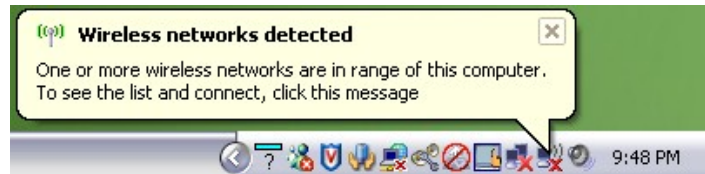


Daily & weekly broadband at affordable prices

Connecting your laptop to the HotSpot (Windows XP)

1. Scanning for the HotSpot:

Ensure wireless networking is enabled on your laptop and it will commence scanning for the HotSpot. As soon as the HotSpot is detected a pop-up message will be displayed in the System Tray.

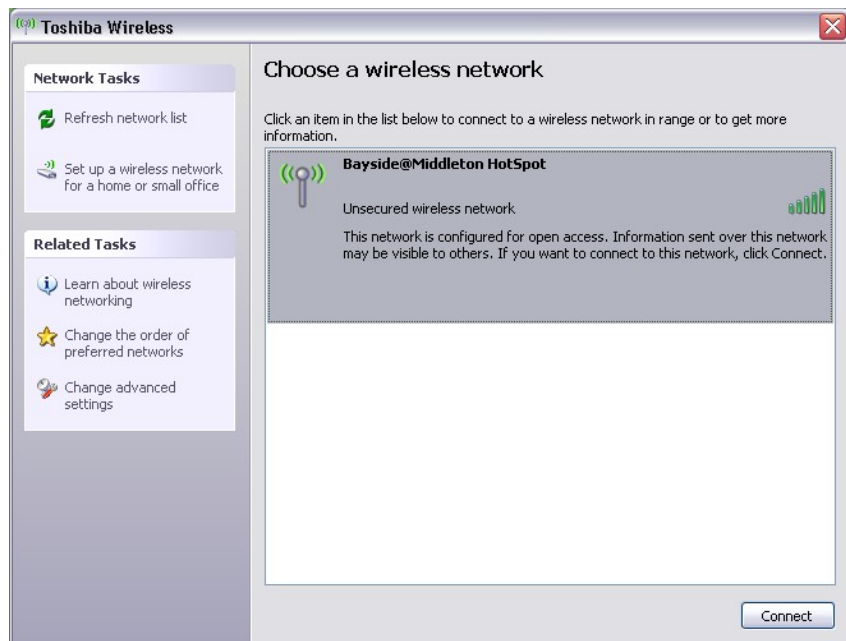


If your laptop is not in range of the HotSpot antenna on Unit 6, you may need to move to pick up the signal as it is designed for short range and line of sight.

2. Connecting to the HotSpot:

Click on the pop-up message and the Wireless Network Connection window opens.

Make sure that the Bayside@Middleton HotSpot network is selected and click the **Connect** button.



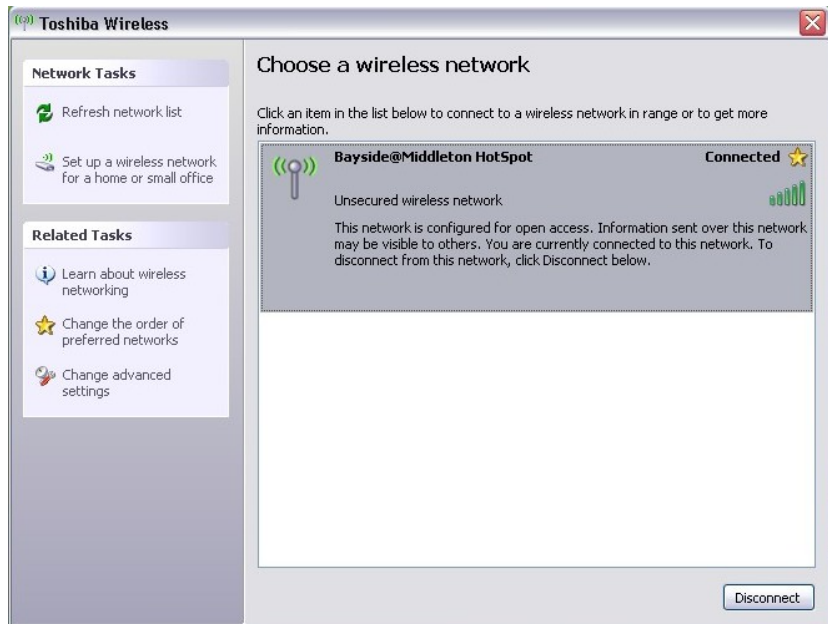
The following warning message will be displayed.

Click the **Connect Anyway** button.



The Wireless Network Connection window will display again your laptop will be connected to the Bayside@Middleton HotSpot.

If you don't get the **Connected** message, check the TCP/IP properties of your wireless network that you are set for server assigned IP address & DNS.



3. Getting on the Internet:

Open your internet browser (Internet Explorer, Firefox).

When you try to browse a web page the following page will be displayed.

Scroll down towards the bottom of the page.

First time users on the Hotspot will need to register a username & password. This ensures the Hotspot utilises the unused credit in your account when you return.



When you have successfully logged into the Hotspot, decide the internet access you require. Current pricing is shown on the HotSpot web page.

If paying by Credit Card, you will be directed to the secure Paypal website. If you already have a Paypal account, enter your Paypal login & password, then review & authorise the payment. If you don't have a Paypal account but wish to pay by Credit Card, you will need to create an account with Paypal then authorise the payment.

Paypal is a Secure Site and the company is owned by EBay. For security we don't see or store any of your credit card details - this is all processed by Paypal.

Whilst payment by Credit Card is the simplest payment method, if you don't have a Credit Card or don't wish to use it on the internet, then you can purchase a pre-paid voucher. For more information on vouchers, please contact us on 041-444-5195. We send the voucher username & password via SMS TXT message and payment can be made by direct deposit or electronic funds transfer to our Westpac bank account.

Once you have used your data download or access time [whichever occurs first] access to the internet is restricted.

Sorry, but we cannot provide computer support.